

GLASHÜTTE LIMBURG

Product data sheet

Wall luminaire

**8879**



Project · Reference number

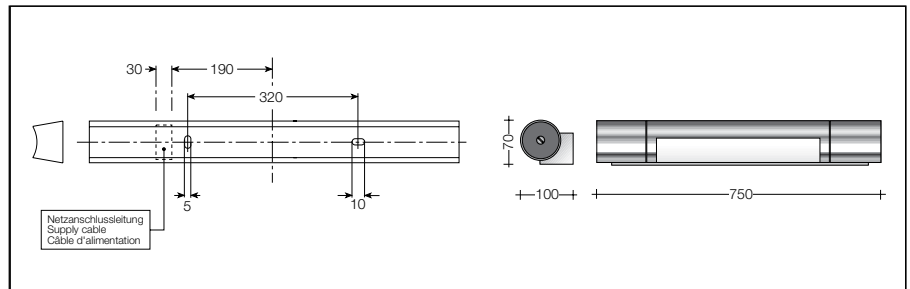
Date

**Application**

Wall luminaire made of hand-blown opal glass, with metal fitter.
The light aperture can be adjusted infinitely by rotating the the shield around its longitudinal axis.
Light aperture 170°; adjustable 360°.

Product description

Die-cast aluminium and aluminium fitter, finish stainless steel
Hand-blown opal glass
2 mounting holes \varnothing 5 mm
Elongated holes · 320 mm spacing
Connecting terminal 2.5[□]
Earth conductor connection
No tools are required for relamping
Lampholder 2 G 11
Electronic ballast
220-240 V \sim 50-60 Hz
Safety class I
 – Safety mark
 – Conformity mark
Weight: 2.2 kg

**Lamp**

Compact fluorescent lamp
TC-L · 36 W · 2 G 11

Osram: Dulux L 36 W	2900 lm
Philips: PL-L 36 W	2900 lm

Please note the lamp manufacturers' operating instructions.