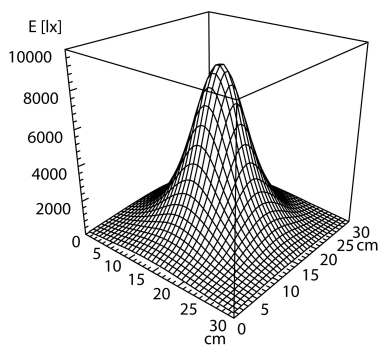
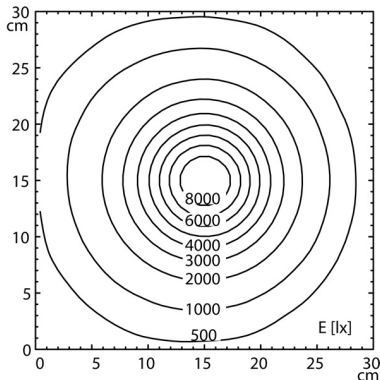
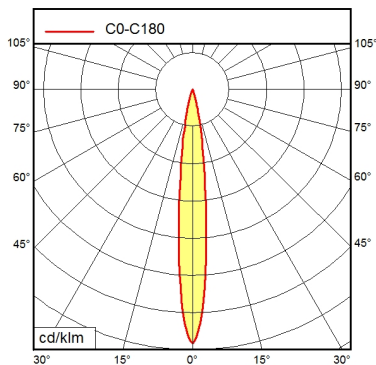




CE



CEE 7/XVI



<b>Light source</b>	LED
<b>Work equipment</b>	Electronic ballast in housing
<b>Connected load</b>	110 - 230 V; AC; 50 Hz; 60 Hz
<b>Power consumption</b>	ca. 3,5 W
<b>Luminous flux</b>	approx. 180 lm
<b>Light type/-color</b>	Daylight
<b>Colour temperatur</b>	approx. 6.500 K
<b>Color rendering index</b>	CRI ≥ 75
<b>Light distribution</b>	Narrow-beam; Direct
<b>Beam angle</b>	6°
<b>Glare control</b>	Without
<b>System of protection</b>	IP 20
<b>Class of protection</b>	II
<b>Technology</b>	-
<b>Operation</b>	External
<b>Housing</b>	Aluminium; Anodised; Jet black
<b>Light source cover</b>	Borosilicate
<b>Arm</b>	Black
<b>Weight (net)</b>	ca. 1,1 kg
<b>Mains lead</b>	ca. 3,3 m; Mains plug; CEE 7/XVI
<b>Fastening</b>	Table clamp (accessory); Wall bracket (accessory); Screw-down flange Not available
<b>Add-on lens</b>	
<b>Minimum ambient temperature</b>	25 °C
<b>Maximum ambient temperature</b>	25 °C
<b>Special features</b>	Spot