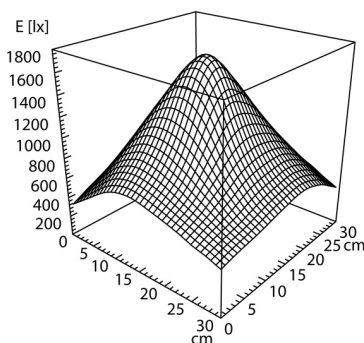
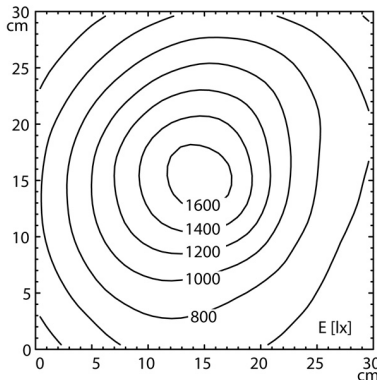
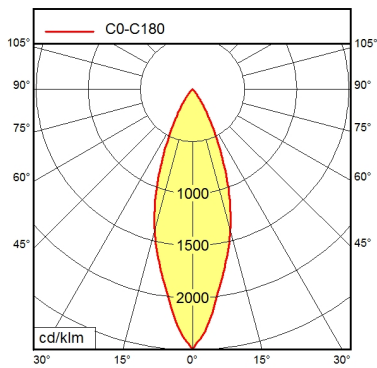




CE



CEE 7/XXVI



Light source	LED
Work equipment	Electronic ballast in housing
Connected load	110 - 230 V; AC; 50 Hz; 60 Hz
Power consumption	ca. 3,5 W
Luminous flux	approx. 160 lm
Light type/-color	Daylight
Colour temperatur	approx. 6.500 K
Color rendering index	CRI ≥ 75
Light distribution	Wide beam; Direct
Beam angle	25°
Glare control	Without
System of protection	IP 20
Class of protection	II
Technology	-
Operation	External
Housing	Aluminium; Anodised; Jet black
Light source cover	Borosilicate
Arm	Black
Weight (net)	ca. 1,1 kg
Mains lead	ca. 3,3 m; Mains plug; CEE 7/XXVI
Fastening	Table clamp (accessory); Wall bracket (accessory); Screw-down flange Not available
Add-on lens	
Minimum ambient temperature	25 °C
Maximum ambient temperature	25 °C
Special features	Flood