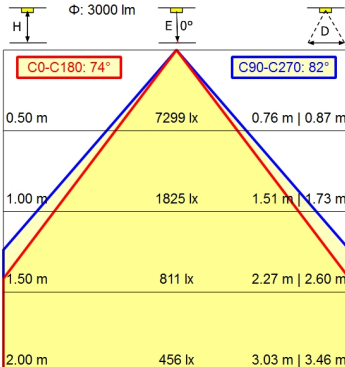
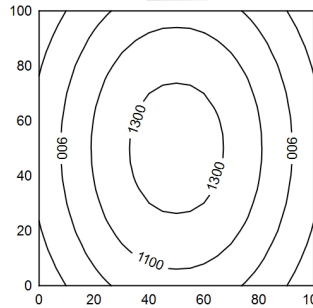
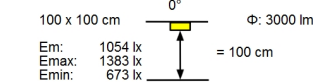
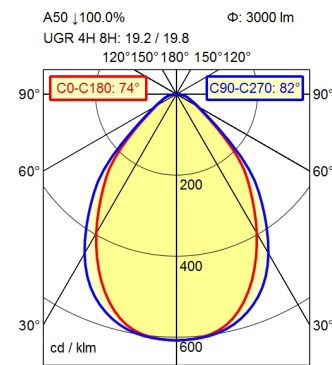


CEE 7/VII



Light source	LED
Work equipment	Electronic ballast
Connected load	220 - 240 V; AC; 50 Hz; 60 Hz
Power consumption	ca. 33 W
Luminous flux	approx. 3.000 lm
Luminous efficiency	approx. 90 lm/W
Light type/-color	Cold white
Colour temperatur	approx. 4.000 K
Color rendering index	CRI \geq 90; R9 \geq 50
Light distribution	Direct; Symmetric
Direct ratio	approx. 100 %
Beam angle	75°
Chromaticity tolerance LED	< 3 SDCM
Glare control	Conical prismatic screen
Luminance (L65)	\leq 3.800 cd/m ²
Unified glare rating (4H 8H)	\leq 22
System of protection	IP 20
Class of protection	I
Technology	Continuously dimmable; DALI; Touch DIM
Operation	Rocker switch
Housing	Aluminium/plastic; Anodised; Aluminium coloured anodised
Light source cover	Structured; Plastic
Weight (net)	ca. 5,8 kg
Mains lead	ca. 3 m; Mains plug; CEE 7/VII
Design	mounted version
Fastening	Screw down lash
Decorative contrast side parts	Black

Workplace-system luminaire Tameto SAHQ 88 R

112980000-00551364

