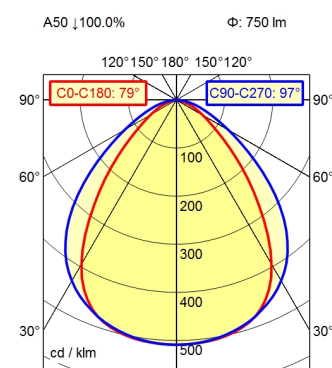
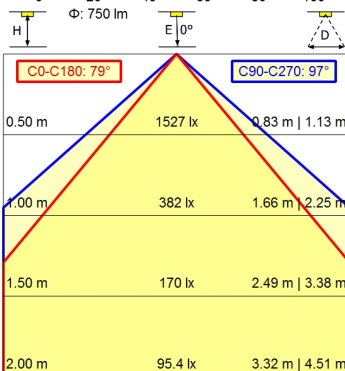
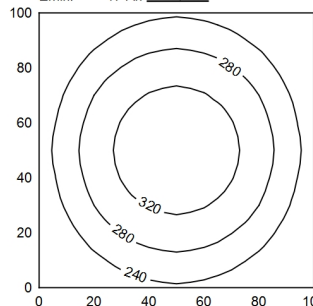


Serie\_763



100 x 100 cm  $\Phi$ : 750 lm  
Em: 268 lx  
Emax: 348 lx  
Emin: 174 lx



<b>Light source</b>	LED
<b>Work equipment</b>	Without
<b>Connected load</b>	18 - 30 V; DC
<b>Power consumption</b>	ca. 7,5 W
<b>Luminous flux</b>	approx. 750 lm
<b>Luminous efficiency</b>	approx. 100 lm/W
<b>Light type/color</b>	Cold white
<b>Colour temperatur</b>	approx. 5.000 K
<b>Color rendering index</b>	CRI $\geq$ 80
<b>Light distribution</b>	Direct; Symmetric
<b>Beam angle</b>	80°/100°
<b>Chromaticity tolerance LED</b>	< 4 SDCM
<b>Luminance (L65)</b>	$\leq$ 13.000 cd/m <sup>2</sup>
<b>Unified glare rating (4H 8H)</b>	$\leq$ 22
<b>System of protection</b>	IP 67
<b>Class of protection</b>	III
<b>Technology</b>	Switchable; -
<b>Operation</b>	External
<b>Housing</b>	Aluminium; Anodised; Aluminium coloured anodised Borosilicate; Clear
<b>Light source cover</b>	
<b>Weight (net)</b>	ca. 1,8 kg
<b>Mains lead</b>	Built-in plug; Connection box; Serie_763
<b>Design</b>	mounted version
<b>Fastening</b>	L-angle; Clamp
<b>Dimension</b>	A=510 mm
<b>Minimum ambient temperature</b>	-10 °C
<b>Maximum ambient temperature</b>	60 °C
<b>Special features</b>	Eco equipment; Through-wired