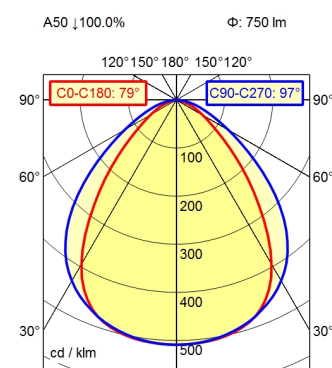
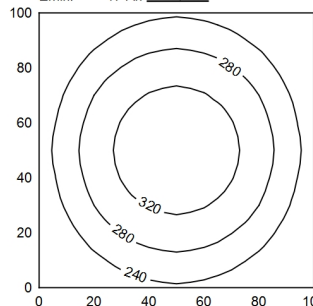


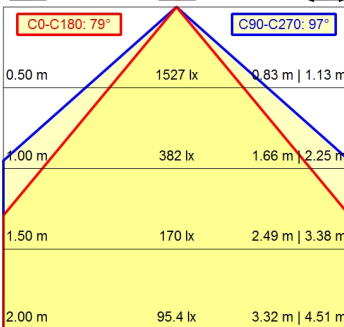
Serie 814



100 x 100 cm      Φ: 750 lm  
Em: 268 lx  
Emax: 348 lx  
Emin: 174 lx



Φ: 750 lm      E | 0°



<b>Light source</b>	LED
<b>Work equipment</b>	Electronic ballast
<b>Connected load</b>	100 V; 120 V; 220 - 240 V; AC; 50 Hz; 60 Hz
<b>Power consumption</b>	ca. 9,5 W
<b>Luminous flux</b>	approx. 750 lm
<b>Luminous efficiency</b>	approx. 78 lm/W
<b>Light type/-color</b>	Cold white
<b>Colour temperatur</b>	approx. 5.000 K
<b>Color rendering index</b>	CRI ≥ 80
<b>Light distribution</b>	Direct; Symmetric
<b>Beam angle</b>	80°/100°
<b>Chromaticity tolerance LED</b>	< 4 SDCM
<b>Luminance (L65)</b>	≤ 13.000 cd/m <sup>2</sup>
<b>System of protection</b>	IP 67
<b>Class of protection</b>	I
<b>Technology</b>	Switchable; -
<b>Operation</b>	External
<b>Housing</b>	Aluminium; Anodised; Aluminium coloured anodised
<b>Light source cover</b>	Borosilicate; Clear
<b>Weight (net)</b>	ca. 2,1 kg
<b>Mains lead</b>	Built-in plug; Serie 814
<b>Design</b>	mounted version
<b>Fastening</b>	L-angle; Clamp
<b>Dimension</b>	A=565 mm
<b>Minimum ambient temperature</b>	-10 °C
<b>Maximum ambient temperature</b>	55 °C
<b>Special features</b>	Eco equipment