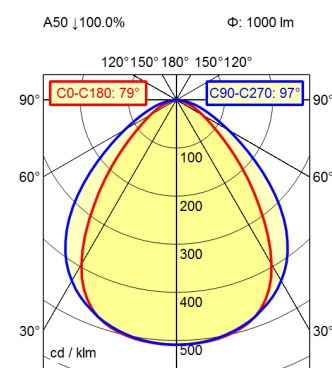
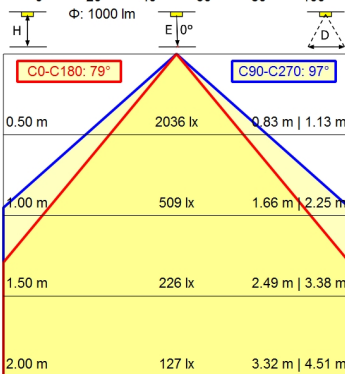
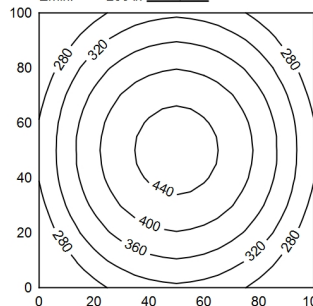


Serie_763



100 x 100 cm Φ : 1000 lm
Em: 352 lx
Emax: 455 lx
Emin: 230 lx



Light source	LED
Work equipment	Without
Connected load	18 - 30 V; DC
Power consumption	ca. 10 W
Luminous flux	approx. 1.000 lm
Luminous efficiency	approx. 100 lm/W
Light type/-color	Cold white
Colour temperatur	approx. 5.000 K
Color rendering index	CRI \geq 80
Light distribution	Direct; Symmetric
Beam angle	80°/100°
Chromaticity tolerance LED	< 4 SDCM
Luminance (L65)	\leq 13.000 cd/m ²
Unified glare rating (4H 8H)	\leq 22
System of protection	IP 67
Class of protection	III
Technology	Switchable; -
Operation	External
Housing	Aluminium; Anodised; Aluminium coloured anodised Borosilicate; Clear
Light source cover	
Weight (net)	ca. 2,4 kg
Mains lead	Built-in plug; Serie_763
Design	mounted version
Fastening	L-angle; Clamp
Dimension	A=650 mm
Minimum ambient temperature	-10 °C
Maximum ambient temperature	60 °C
Special features	Eco equipment