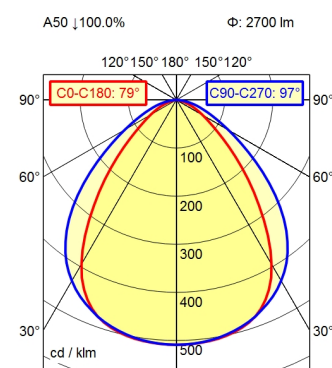
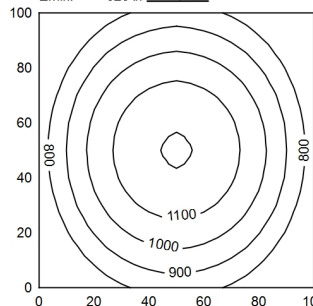


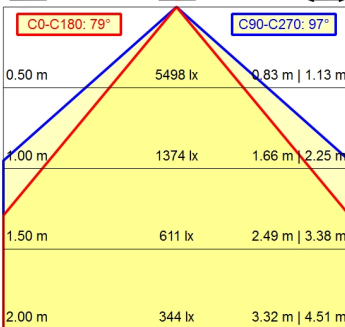
Serie_763



100 x 100 cm Φ : 2700 lm
Em: 935 lx
Emax: 1197 lx
Emin: 620 lx



Φ : 2700 lm
E | 0°



light source
work equipment
connected load
power consumption
luminous flux
luminous efficiency
light type/-color
colour temperatur
color rendering index
light distribution
beam angle
chromaticity tolerance LED
luminance (L65)
unified glare rating (4H 8H)
system of protection
class of protection
technology
operation
housing
cover
weight (net)
mains lead
design
fastening
dimension
minimum ambient temperature
maximum ambient temperature
special features

LED
without
18 - 30 V; direct current (DC)
ca. 30 W
approx. 2.700 lm
approx. 90 lm/W
cold white
approx. 5.000 K
CRI \geq 80
direct; symmetric
80°/100°
< 4 SDCM
 \leq 27000 cd/m²
004
IP 67
III
switchable; no notice
external
aluminium; anodised; aluminium coloured
anodised
borosilicate; clear
ca. 2,8 kg
built-in plug; Serie_763
mounted version
L-angle; clamp
A=790 mm
-10 °C
45 °C
Power equipment