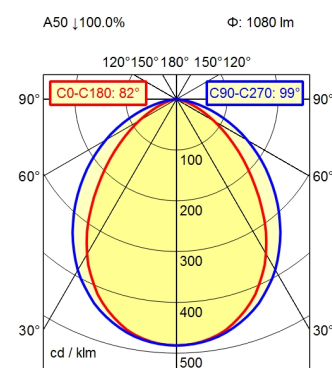
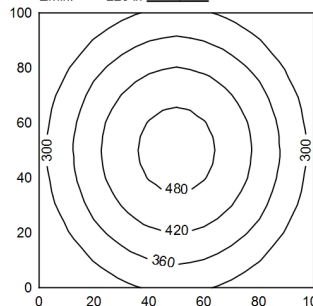


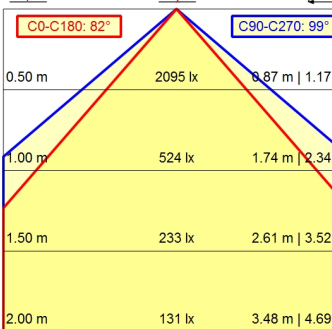
RSFM 4/0,05 P25-1



100 x 100 cm Φ : 1080 lm
Em: 363 lx
Emax: 499 lx
Emin: 223 lx



Φ : 1080 lm E [0°



Light source	LED
Work equipment	Without
Connected load	20 - 28 V; DC
Power consumption	ca. 10,5 W
Luminous flux	approx. 1.080 lm
Luminous efficiency	approx. 98 lm/W
Light type/-color	Cold white
Colour temperatur	approx. 5.000 K
Color rendering index	CRI \geq 80
Light distribution	Wide beam; Direct; Symmetric
Beam angle	90°
Chromaticity tolerance LED	< 4 SDCM
Glare control	Without
Luminance (L65)	\leq 51.000 cd/m ²
Unified glare rating (4H 8H)	\leq 28
System of protection	IP 67
Class of protection	III
Technology	Switchable; -
Operation	External
Housing	Aluminium; Anodised; Aluminium coloured anodised Borosilicate; Clear
Light source cover	
Weight (net)	ca. 0,5 kg
Mains lead	Built-in plug; RSFM 4/0,05 P25-1
Design	mounted version
Fastening	L-angle; Clamp
Dimension	A=365 mm
Minimum ambient temperature	0 °C
Maximum ambient temperature	50 °C
Special features	Through-wired

Surface-mounted luminaire MACH LED PLUS.forty MLAL 27 SD

113162000-00662706

