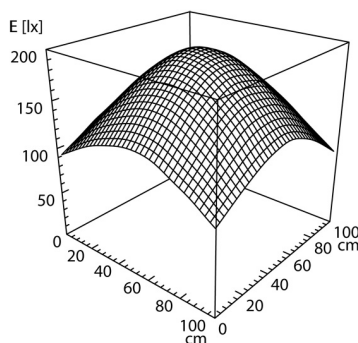
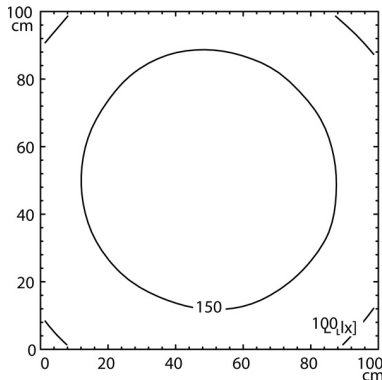
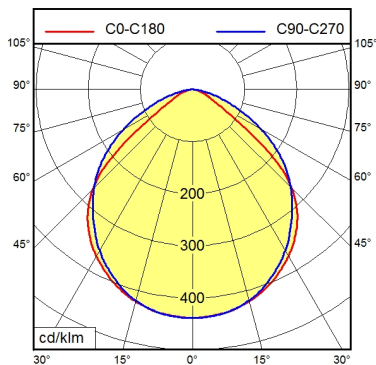




RSFPM 5/0.5 M



Light source	LED
Work equipment	Without
Connected load	20 - 28 V; DC
Power consumption	ca. 5 W
Luminous flux	approx. 460 lm
Luminous efficiency	approx. 92 lm/W
Light type/-color	Cold white
Colour temperatur	approx. 5.000 K
Color rendering index	CRI ≥ 80
Light distribution	Direct; Symmetric
Glare control	Without
System of protection	IP 67
Class of protection	III
Technology	Switchable; -
Operation	External
Housing	Aluminium; Untreated; Aluminium coloured anodised
Light source cover	Polycarbonate (PC); Clear
Weight (net)	ca. 0,7 kg
Mains lead	Built-in plug; RSFPM 5/0.5 M
Design	Integrated version
Fastening	Screws
Dimension	215 mm
Installation dimensions	ca. 186 mm; 51 mm; 51 mm
Maximum ambient temperature	60 °C