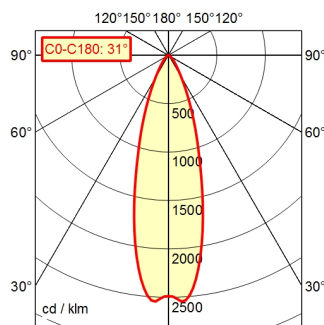
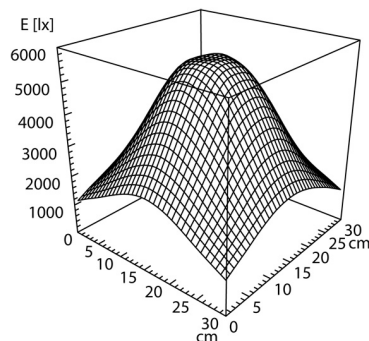
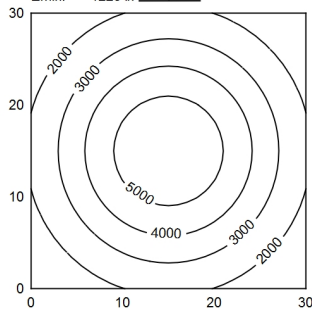


A70 100.0% Φ : 550 lm



30 x 30 cm Φ : 550 lm
 Em: 3261 lx
 Emax: 5572 lx
 Emin: 1223 lx
 = 50 cm



Light source	LED
Work equipment	Without
Connected load	12 - 40 V; 12-28 V, AC and 12-40 V, DC; AC; DC
Power consumption	ca. 8 W
Luminous flux	approx. 550 lm
Luminous efficiency	approx. 68 lm/W
Light type/-color	Cold white
Colour temperatur	approx. 5.000 K
Color rendering index	CRI \geq 80
Light distribution	Wide beam; Direct
Beam angle	30°
Chromaticity tolerance LED	< 4 SDCM
Glare control	Screen
Luminance (L65)	\leq 6.000 cd/m ²
Unified glare rating (4H 8H)	\leq 19
System of protection	IP 67
Class of protection	III
Technology	Switchable; Continuously dimmable; -
Operation	Push button
Housing	Aluminium; Anodised; Black
Light source cover	Borosilicate
Arm	Black
Weight (net)	ca. 2 kg
Mains lead	ca. 3 m; With free stranded wires
Fastening	Table clamp (accessory); Wall bracket (accessory); Screw-down flange Not available
Add-on lens	
Maximum ambient temperature	40 °C
Special features	Flood

Arm-mounted luminaire ROCIA.focus
RFD 600/850/DS

113182000-00680208

