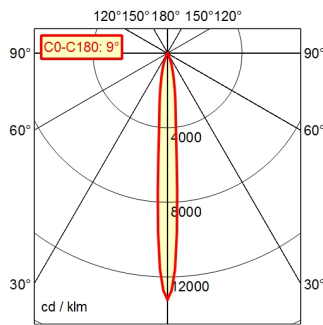
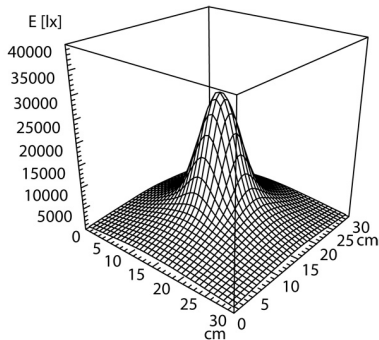
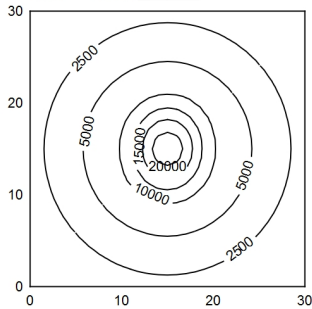


A80 | 100.0% Φ: 600 lm



30 x 30 cm Φ: 600 lm

Em: 5010 lx
Emax: 28559 lx
Emin: 839 lx



Light source	LED
Work equipment	Without
Connected load	12 - 40 V; 12-28 V, AC and 12-40 V, DC; AC; DC
Power consumption	ca. 8 W
Luminous flux	approx. 600 lm
Luminous efficiency	approx. 75 lm/W
Light type/-color	Cold white
Colour temperatur	approx. 5.000 K
Color rendering index	CRI ≥ 80
Light distribution	Narrow-beam; Direct
Beam angle	10°
Chromaticity tolerance LED	< 4 SDCM
Glare control	Screen
Luminance (L65)	≤ 4.000 cd/m ²
Unified glare rating (4H 8H)	≤ 16
System of protection	IP 67
Class of protection	III
Technology	Switchable; -
Operation	External
Housing	Aluminium; Anodised; Black
Light source cover	Borosilicate
Weight (net)	ca. 1,2 kg
Mains lead	ca. 3,7 m; With free stranded wires
Fastening	Wall bracket (accessory); Screw-down flange; Magnetic base (accessory)
Accessory	Ballast
Maximum ambient temperature	40 °C
Special features	Spot

Pivoting-head luminaire ROCIA.focus
RFJ 600/850/S

113185000-00668613

