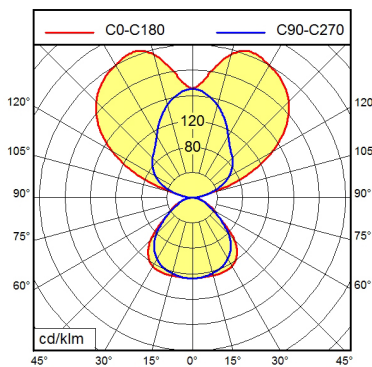
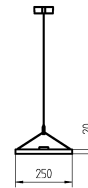
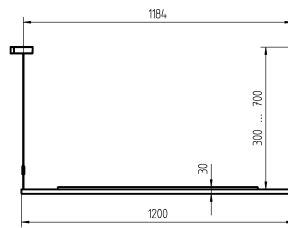



Suspended luminaire IDOO.pendant IPP 7000/840/D

113265000-00688766

Waldmann **W**

ENGINEERS OF LIGHT



Light source	LED
Work equipment	Electronic ballast
Connected load	220 - 240 V; 50 Hz; 60 Hz
Power consumption	ca. 49 W
Standby	ca. 0,3 W
Power factor	env. 0,950
Luminous flux	approx. 7.000 lm
Luminous efficiency	approx. 142 lm/W
Light type/-color	Cold white
Colour temperatur	approx. 4.000 K
Color rendering index	CRI ≥ 80
Light distribution	Direct/indirect
Direct ratio	approx. 34 %
Chromaticity tolerance LED	< 3 SDCM
Glare control	Conical prismatic screen
Luminance (L65)	≤ 2.500 cd/m ²
Unified glare rating (4H 8H)	≤ 16
System of protection	IP 20
Technology	Continuously dimmable
Operation	External
Housing	Silver
Light source cover	Acrylic (PMMA); Clear
Weight (net)	ca. 7,5 kg
Mains lead	ca. 1 m; With free stranded wires
Fastening	Steel cable 0.3 - 0.7 m
Configuration	Single Luminaire
Special features	Indirect light component with Batwing diffuser for wide-beam light exit; Direct light component with edge light and light-guide technology for homogenous light exit; DALI Load 1x; Integration into DALI light management systems; DALI - dimming via digital rotary dimmer; TouchDIM - dimming via standard switch