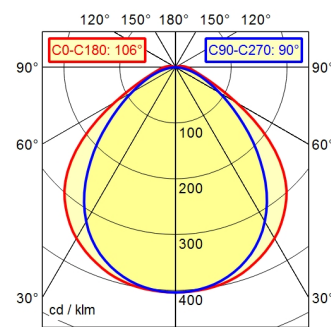
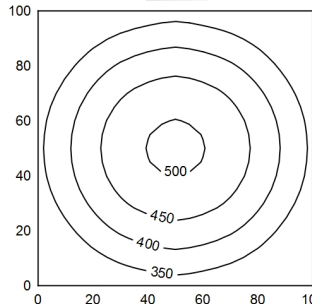


A40 | 98.8% ↑ 1.2%      Φ: 1400 lm

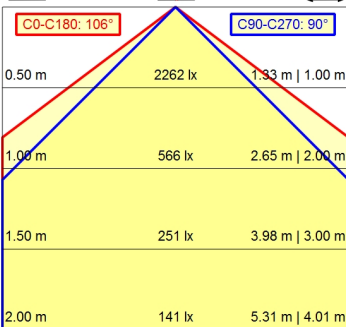


100 x 100 cm      Φ: 1400 lm

Em: 391 lx  
Emax: 505 lx  
Emin: 267 lx



H ↓      Φ: 1400 lm      E | 0°      D ↓



<b>Light source</b>	LED
<b>Work equipment</b>	Without
<b>Connected load</b>	22 - 26 V; DC
<b>Power consumption</b>	ca. 19 W
<b>Luminous flux</b>	approx. 1.400 lm
<b>Luminous efficiency</b>	approx. 73 lm/W
<b>Light type/-color</b>	Cold white
<b>Colour temperatur</b>	approx. 5.000 K
<b>Color rendering index</b>	CRI ≥ 80
<b>Light distribution</b>	Direct
<b>Direct ratio</b>	approx. 99 %
<b>Beam angle</b>	100°
<b>Chromaticity tolerance LED</b>	< 4 SDCM
<b>Glare control</b>	Diffuser foil
<b>Luminance (L65)</b>	≤ 12.000 cd/m <sup>2</sup>
<b>Unified glare rating (4H 8H)</b>	≤ 25
<b>System of protection</b>	IP 67
<b>Class of protection</b>	III
<b>Technology</b>	Switchable; -
<b>Operation</b>	External
<b>Housing</b>	Acrylic (PMMA), clear
<b>Light source cover</b>	Acrylic (PMMA)
<b>Weight (net)</b>	ca. 1,4 kg
<b>Mains lead</b>	Built-in plug; Connector; ST16/2 BS
<b>Fastening</b>	Pipe clamp (accessory)
<b>Dimension</b>	A=510 mm
<b>Side part</b>	A with screwed cable gland
<b>Light output</b>	D=456 mm
<b>Maximum ambient temperature</b>	40 °C
<b>Special features</b>	Light forming