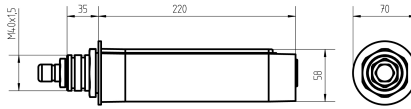


# Surface-mounted luminaire MACH LED PLUS.seventy

113710000-00804713

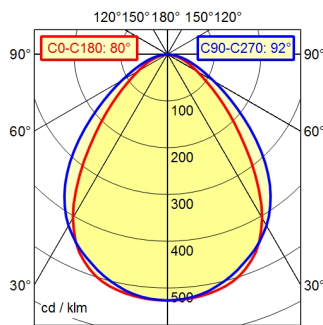
# Waldmann **W**

ENGINEERS OF LIGHT



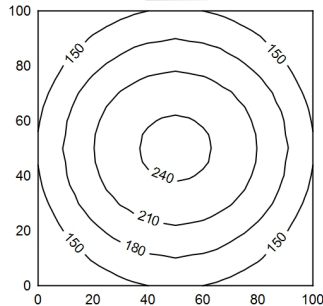
Series 2061

A50 | 100.0%       $\Phi$ : 500 lm



100 x 100 cm       $\Phi$ : 500 lm

Em: 183 lx  
Emax: 246 lx  
Emin: 113 lx



<b>Light source</b>	LED
<b>Work equipment</b>	Electronic ballast
<b>Connected load</b>	100 V; 120 V; 220 - 240 V; AC; 50 Hz; 60 Hz
<b>Power consumption</b>	ca. 7 W
<b>Luminous flux</b>	approx. 500 lm
<b>Light type/-color</b>	Cold white
<b>Colour temperatur</b>	approx. 5.000 K
<b>Color rendering index</b>	CRI $\geq$ 80
<b>Light distribution</b>	Direct; Symmetric
<b>Beam angle</b>	80°/90°
<b>Chromaticity tolerance LED</b>	< 4 SDCM
<b>Glare control</b>	Diffuser foil
<b>Luminance (L65)</b>	$\leq$ 24.000 cd/m <sup>2</sup>
<b>System of protection</b>	IP 67
<b>Class of protection</b>	I
<b>Technology</b>	Switchable; -
<b>Operation</b>	External
<b>Housing</b>	Aluminium; Anodised; Aluminium coloured anodised Borosilicate; Clear
<b>Light source cover</b>	
<b>Weight (net)</b>	ca. 0,9 kg
<b>Mains lead</b>	Built-in plug; Series 2061
<b>Design</b>	mounted version
<b>Fastening</b>	Lamp bracket (accessory); Thread M40 x 1.5
<b>Dimension</b>	220 mm
<b>Minimum ambient temperature</b>	-10 °C
<b>Maximum ambient temperature</b>	40 °C