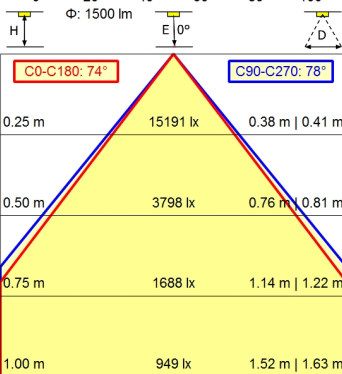
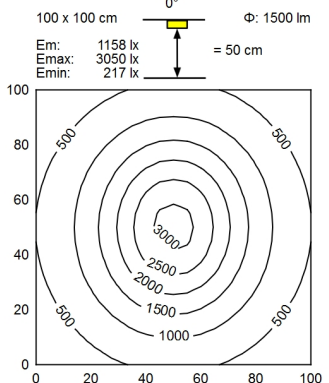
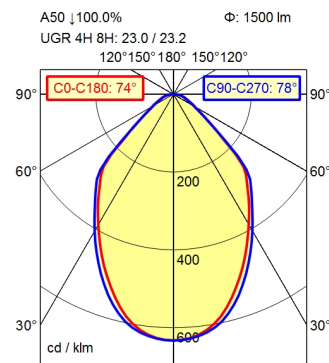


CEE 7/VII



**Light source**

**Work equipment**

**Connected load**

**Secondary tension**

**Power consumption**

**Sec. power consumption**

**Luminous flux**

**Luminous efficiency**

**Light type/-color**

**Colour temperatur**

**Color rendering index**

**Light distribution**

**Direct ratio**

**Beam angle**

**Chromaticity tolerance LED**

**Luminance (L65)**

**Unified glare rating (4H 8H)**

**System of protection**

**Class of protection**

**Technology**

**Operation**

**Housing**

**Light source cover**

**Arm**

**Balance of articulation joints**

**Weight (net)**

**Mains lead**

**Fastening**

**Add-on lens**

**Decorative contrast side parts**

LED

Electronic ballast

100 - 240 V; AC; 50 Hz; 60 Hz

24 V

ca. 23 W

ca. 19 W

approx. 1.500 lm

approx. 78 lm/W

Cold white

approx. 5.000 K

CRI ≥ 90; R9 ≥ 50

Direct

approx. 100 %

75°

< 3 SDCM

≤ 12.000 cd/m²

≤ 25

IP 20

I with plug-in power supply; III without plug-in

power supply

Touch DIM

Multi-function switch

Aluminium coloured anodised

Structured; Plastic

Silver metallic

Spring

ca. 1,9 kg

ca. 3,4 m; Mains plug: CEE 7/VII

Tap16; Table clamp (accessory); Screw-down flange

Not available

Black

