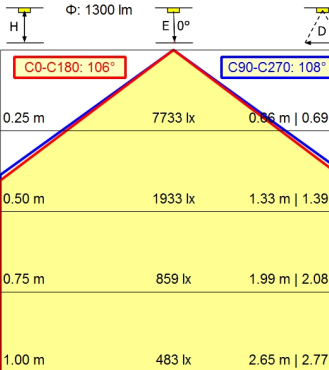
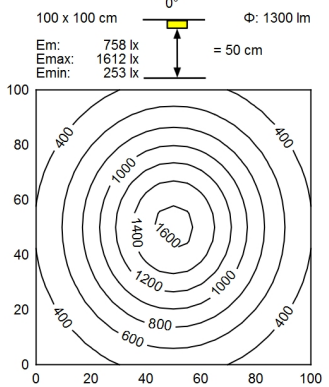
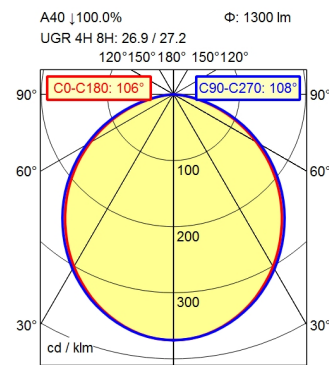


CEE 7/VII



Light source

Work equipment

Connected load

Secondary tension

Power consumption

Sec. power consumption

Luminous flux

Luminous efficiency

Light type/-color

Colour temperatur

Color rendering index

Light distribution

Direct ratio

Beam angle

Chromaticity tolerance LED

Luminance (L65)

Unified glare rating (4H 8H)

System of protection

Class of protection

Technology

Operation

Housing

Light source cover

Arm

Balance of articulation joints

Weight (net)

Mains lead

Fastening

Decorative contrast side parts

LED

Electronic transformer

100 - 240 V; AC; 50 Hz; 60 Hz

24 V

ca. 27 W

ca. 24 W

approx. 1.300 lm

approx. 54 lm/W

D50 standard light; Cold white

approx. 5.000 K

CRI ≥ 95; R9 ≥ 85

Direct

approx. 100 %

110°

< 3 SDCM

≤ 23.000 cd/m²

≤ 28

IP 20

I with plug-in power supply; III without plug-in

power supply

Touch DIM

Multi-function switch

Aluminium coloured anodised

Milky; Plastic

Silver metallic

Spring

ca. 1,9 kg

ca. 3,4 m; Mains plug; CEE 7/VII

Tap16; Table clamp (accessory); Screw-down flange

Black

