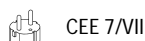
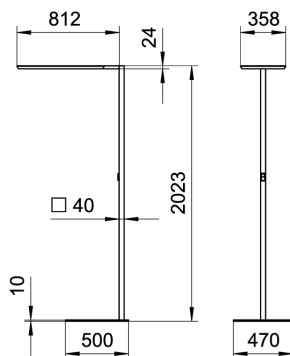


# Free-standing luminaire YARA.single YAS 15000/VTL/R/SW/CEE/00/C

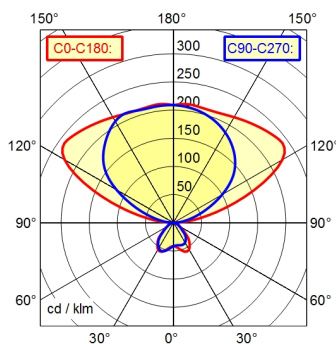
114268000-00808306

# Waldmann **W**

ENGINEERS OF LIGHT



D43 ↓ 13.0% ↑ 87.0%



<b>Light source</b>	LED
<b>Work equipment</b>	Electronic ballast DALI
<b>Connected load</b>	220 - 240 V; AC; 50 Hz; 60 Hz
<b>Power consumption</b>	ca. 107 W; 107 W
<b>Power factor</b>	env. 0,966
<b>Luminous flux</b>	approx. 15.000 lm
<b>Luminous efficiency</b>	approx. 140 lm/W
<b>Light type/-color</b>	dynamic white; Warm white; Daylight
<b>Colour temperatur</b>	approx. 2.700 - 6.500 K
<b>Color rendering index</b>	CRI ≥ 80
<b>Light distribution</b>	Direct/indirect
<b>Direct ratio</b>	approx. 13 %
<b>Chromaticity tolerance LED</b>	< 3 SDCM
<b>Glare control</b>	Conical prismatic screen
<b>Luminance (L65)</b>	≤ 2.700 cd/m <sup>2</sup>
<b>Unified glare rating (4H 8H)</b>	≤ 16
<b>System of protection</b>	IP 20
<b>Class of protection</b>	I
<b>Technology</b>	Presence and daylight sensor control (PIR); DALI; Touch DIM; Wireless switch
<b>Operation</b>	
<b>Housing</b>	Aluminium/plastic; Powder coatet; Black
<b>Light source cover</b>	Acrylic (PMMA); Structured; Satine
<b>Arm</b>	Steel tube; Powder-coated; Tubular section upright; Black; C-form flat
<b>Luminaire base</b>	
<b>Weight (net)</b>	ca. 18 kg
<b>Mains lead</b>	ca. 3 m; Mains plug; CEE 7/VII
<b>Fastening</b>	Floor standing base
<b>Life expectancy LED</b>	L80B50 60.000h
<b>Special features</b>	Asymmetric radiation; Flicker-free; App control; Direct and indirect lighting component with edge light and light guide technology for a homogeneous light exit; PIR movement and daylight sensor; Magnetic control panel, freely positionable