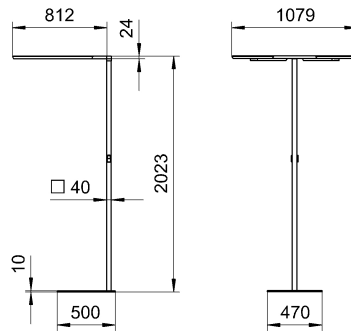



Free-standing luminaire YARA.doubleU YUS 2/8000/840/RX/WS/CEE/S0/C

114268000-00812869

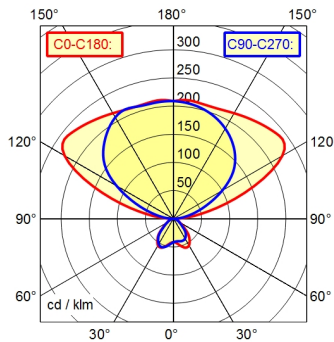
Waldmann **W**

ENGINEERS OF LIGHT



CEE 7/VII

D43 ↓ 13.0% ↑ 87.0%



Light source

Work equipment

Connected load

Power consumption

Power factor

Luminous flux

Luminous efficiency

Light type/-color

Colour temperatur

Color rendering index

Light distribution

Direct ratio

Chromaticity tolerance LED

Glare control

Luminance (L65)

Unified glare rating (4H 8H)

System of protection

Class of protection

Technology

Operation

Housing

Light source cover

Arm

Luminaire base

Weight (net)

Mains lead

Fastening

Life expectancy LED

Special features

LED

Electronic ballast DALI

220 - 240 V; AC; 50 Hz; 60 Hz

ca. 111 W; 214 W

env. 0,966

approx. 16.000 lm

approx. 144 lm/W

Cold white

approx. 4.000 K

CRI ≥ 80

Direct/indirect

approx. 13 %

< 3 SDCM

Conical prismatic screen

≤ 1.500 cd/m²

≤ 16

IP 20

I

Multiple daylight-dependent motion sensors; DALI;

Touch DIM

Wireless switch

Aluminium/plastic; Powder coatet; White

Acrylic (PMMA)

Steel tube; Powder-coated; Tubular section

upright; White

C-form flat

ca. 26 kg

ca. 3 m; Mains plug; CEE 7/VII

Floor standing base

L80B50 60.000h

Asymmetric radiation; Flicker-free; App control; Optional LTX Cloud connection; Direct and indirect lighting component with edge light and light guide technology for a homogeneous light exit; LTX multisensor for workplace optimisation; TALK Bluetooth; Magnetic control panel, freely positionable