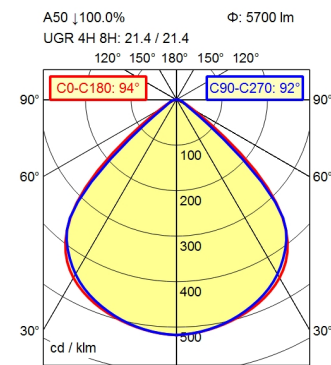
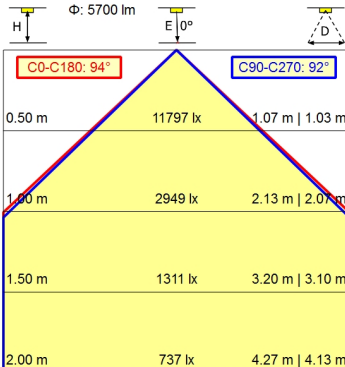
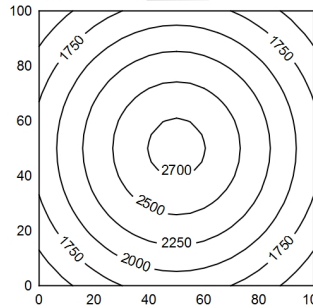


M12-A-5



100 x 100 cm Φ: 5700 lm  
Em: 2134 lx  
Emax: 2732 lx  
Emin: 1468 lx  
= 100 cm



|                                     |  |
|-------------------------------------|--|
| <b>Light source</b>                 | LED  |
| <b>Work equipment</b>               | Without  |
| <b>Connected load</b>               | 24 V; DC   |
| <b>Power consumption</b>            | ca. 42 W   |
| <b>Luminous flux</b>                | approx. 5.700 lm   |
| <b>Luminous efficiency</b>          | approx. 135 lm/W   |
| <b>Light type/-color</b>            | Cold white   |
| <b>Colour temperatur</b>            | approx. 5.000 K  |
| <b>Color rendering index</b>        | CRI ≥ 80; R9 ≥ 10  |
| <b>Light distribution</b>           | Direct; Symmetric  |
| <b>Beam angle</b>                   | 92°  |
| <b>Chromaticity tolerance LED</b>   | < 3 SDCM   |
| <b>Glare control</b>                | Screen   |
| <b>Luminance (L65)</b>              | ≤ 4.200 cd/m <sup>2</sup>  |
| <b>Unified glare rating (4H 8H)</b> | ≤ 22   |
| <b>System of protection</b>         | IP 67  |
| <b>Class of protection</b>          | III  |
| <b>Technology</b>                   | Multi-stage switchable   |
| <b>Operation</b>                    | External   |
| <b>Housing</b>                      | Aluminium; Anodised; Aluminium coloured anodised<br>Borosilicate |
| <b>Light source cover</b>           |  |
| <b>Weight (net)</b>                 | ca. 3,5 kg   |
| <b>Mains lead</b>                   | Built-in plug; M12-A-5   |
| <b>Design</b>                       | Integrated version   |
| <b>Fastening</b>                    | Snap-fit   |
| <b>Dimension</b>                    | A=573 mm   |
| <b>Installation dimensions</b>      | ca. 559 mm; 164 mm; 30 mm  |
| <b>Minimum ambient temperature</b>  | 0 °C   |
| <b>Maximum ambient temperature</b>  | 50 °C  |
| <b>Special features</b>             | ADVANCED package   |

# Recessed luminaire ACURIA.perfect APE 6000/850/MS

114324000-00806657

