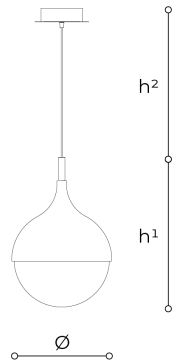


4033/S

Cora


DEFNE KOZ, MARCO SUSANI

Generale










Pendant composed of a glass dome in white, gold or chrome shaded colour and white shaded glass diffuser. Metal structure with white, light gold or chrome finish.

WORLDWIDE

Dimensions	Light Source	Kg	Dimming	Dimming on request
Ø 33 - h ¹ 50 - h ² 10-100	26w - 3000 lumen - CRI>80 - 3000K 2700K color temperature on request	5		 CASAMBI

NORTH AMERICA

Dimensions	Light Source	Lb	Dimming	Dimming on request
Ø 13 - h ¹ 20 - h ² 4-39	26w - CRI>80 - 3000K 2700K color temperature on request	11		

CODE	Structure METAL	Diffuser GLASS
040330S0 002	 C Chrome	 SHADED CHROME
040330S0 003	 OC Light gold	 GOLD SHADED
040330S0 001	 B White	 SHADED WHITE

Note

Technical drawing, dimensions and light sources refer to the main photo variant.

Dimming on request could lead to an increase in the size of the canopy.

For available color variants, consult the technical data sheet.