

686/AP

Sinua


STEVEN HAULENBEEK

Generale


Wall lamp in satin or smoked glass . Metal structure with white, light gold, chrome or iron grey finish.











WORLDWIDE

Dimensions	Light Source	Kg	Dimming	Dimming on request
W 24 - h 28 - D 9	9w - 1100 lumen - CRI>80 - 3000K 2700K color temperature on request	6	Not included	 TRIAC - CASAMBI

NORTH AMERICA

Dimensions	Light Source	Lb	Dimming	Dimming on request
W 9 - h 11 - D 4	9w - 1100 lumen - CRI>80 - 3000K 2700K color temperature on request	13		

CODE	Structure METAL	Body GLASS
00686AP0 003	 C Chrome	 SATINED
00686AP0 001	 B White	 SATIN WHITE
00686AP0 002	 OC Light gold	 SATIN WHITE
00686AP0 004	 CDF Iron grey	 SMOKE

Note

Technical drawing, dimensions and light sources refer to the main photo variant.

Dimming on request could lead to an increase in the size of the canopy.

For available color variants, consult the technical data sheet.